

JDF JOHNSON, DEBOIS & FORREST

STRUCTURAL ENGINEERING / CODE CONSULTING

405 West College Avenue • Suite E • Santa Rosa • California • 95401 • (707)575-0911 • jdf0911@sonic.net

March 18, 2019

Sonoma County PRMD
Santa Rosa, CA

Re: Paseo Vista Units A1, A2 and A3 plus reverses

The attached revision applies to Paseo Vista Units A1, A2 and A3 as well as the reverse plans for each. The bubbled areas were revised as follows:

The door/header into the washing machine alcove has been removed and the washing machine has been moved to the garage and the refrigerator has been moved to the alcove. This revision has no structural impact.

Thank you,

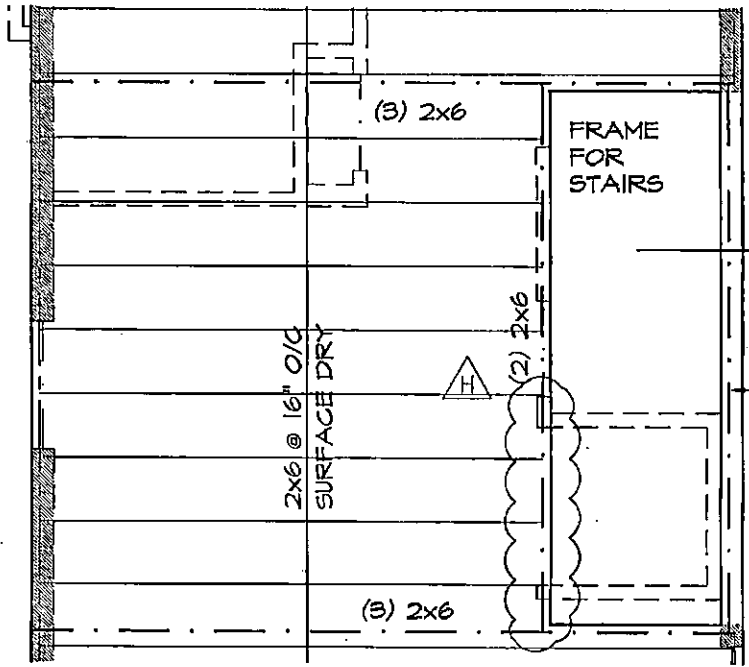


Kelly Johnson, P.E.
Johnson, DeBois & Forrest



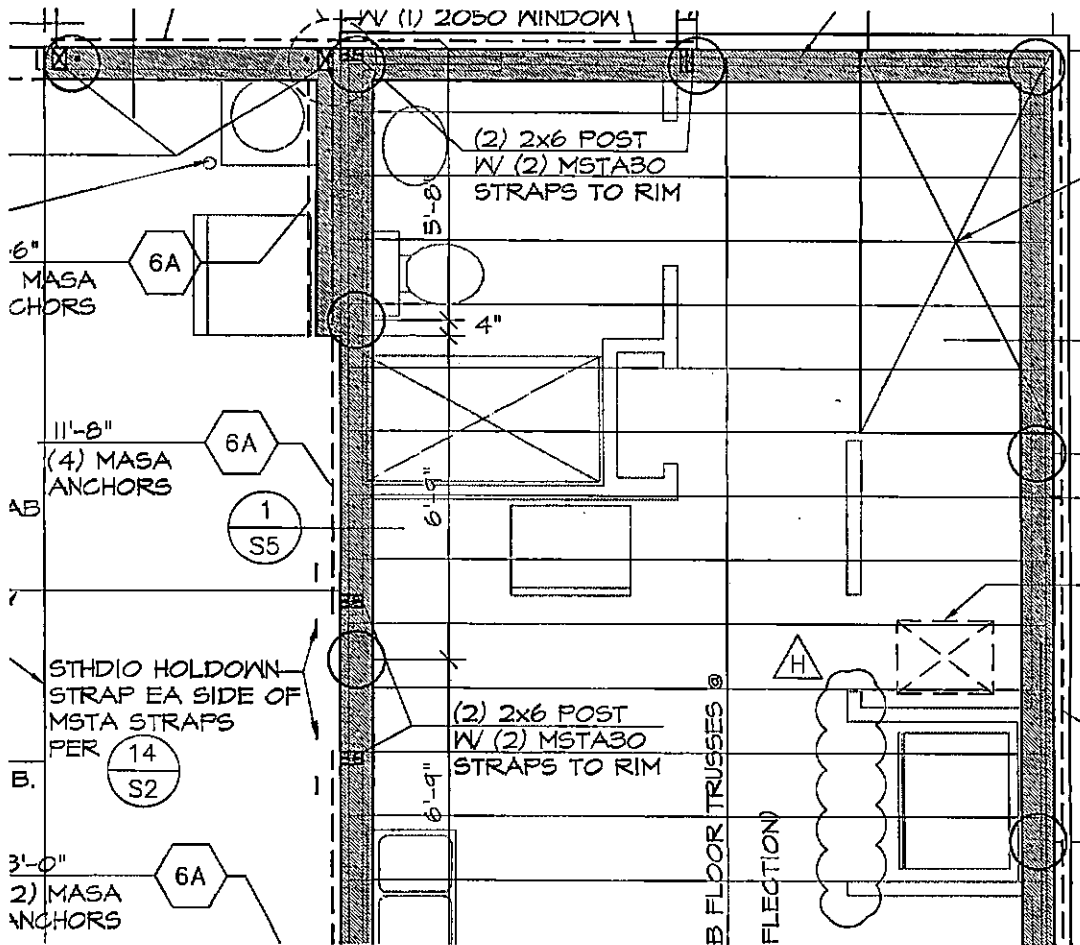


3-18-19



PARTIAL LOWER CORE CEILING FRAMING PLAN

SIMILAR AT REVERSE PLANS



PARTIAL FOUNDATION PLAN

REVISIONS	BY
-----------	----

H 3-18-19 FIELD REV	M.L.
------------------------	------

JDF JOHNSON, DEBOIS & FORREST
STRUCTURAL ENGINEERING / CODE CONSULTING

405 WEST COLLEGE AVE. • SUITE E102 • SANTA ROSA, CA. 95401 • (707) 575-0911
• email: jdf0911@sonic.net •

PASEO VISTA
UNITS A1, A2, A3
1960 and 2290 DUTTON AVENUE
SANTA ROSA, CA

JOB:	14015
DATE:	3-18-19
ENG:	K. JOHNSON
DRAWN:	M.L.

H1

OF H1

9c

Agreement for Early Release of Utilities

CNI-019

Purpose: The purpose of this form is to document and approve the early release of utilities for projects that are under construction.

This form shall be filled out, signed and returned to the building inspector at the time of the utility inspection and will be kept as part of the inspection file for future reference.

2-14-19
Date
Matt Boyrie
Contractor/Owner

492 palmilla PL
Project Address
BLD17-4952
Building Permit Number

I am requesting that the Building Inspection section of the Sonoma County Permit and Resource Management Department (PRMD), approve the early release of the electrical and gas utilities for the above project address prior to final inspection and certificate of occupancy, to provide heating at the interior of the building to facilitate the installation of various construction materials. This request is made with the understanding that the following six conditions apply, and I further agree to abide with all of them.

1. The early release of utilities and subsequent inspection of utilities is made concurrently with other inspections.
2. The electrical panel dead fronts shall be in place and will remain in place except when serviced by a qualified electrician.
3. Only those circuits necessary to run the forced air unit (F.A.U.) and one construction circuit that is protected by a Ground Fault Circuit Interrupter (G.F.C.I.) shall be energized. (As the electrical work is finished, other circuits may be energized).
4. Flue gas systems shall be properly installed and approved.
5. All gas lines shall be installed and tested. Lines to equipment other than the F.A.U. are capped at the valve or flexline connection.
6. There will be no occupancy of the building prior to approval by PRMD inspection staff.

I have read and agree to adhere to all of the above conditions.

Roger Ferras
Signature of Contractor/Owner

2-14-19
Date

Green Building Acknowledgments

Project Address: 492 Palmilla Pl, Santa Rosa CA 95401

Project Description: 162 Townhome and Apartment Multifamily Dwellings

Section 1 – Design Verification

Complete all lines of Section 1- "Design Verification" and submit the completed checklist (Columns 1 and 2) with the plans and building permit application to the Building Division.

The owner/owner's agent, design professional and PRMD Plans Examiner have reviewed the plans and certify that the items checked above are hereby incorporated into the project plans and will be implemented into the project in accordance with the requirements set forth in the 2013 California Green Building Standards Code as amended by the local jurisdiction.

Owner's Signature _____

Date _____

Owner Name (Please Print) _____

Design Professional's Signature _____

Date _____

Design Professional's Name (Please Print) _____

Rick Cowperthwaite
Rick Cowperthwaite
Building Science Consultant
Nov 7 2017 9:36 AM

Rick Cowperthwaite, CA Green ICC # 1063271
Signature of Plans Examiner

11/7/2017
Date

Section 2 – Implementation Verification

Complete, sign and submit the completed checklist, including Column 3, together with all original signatures on Section 2 – "Implementation Verification" to the Building Department prior to Building Department final inspection.

I have inspected the work and have received sufficient documentation to verify and certify that the project identified above was constructed in accordance with this Green Building Checklist and in accordance with the requirements set forth in the 2013 California Green Building Standards Code as amended by the local jurisdiction.

Kelsie Titus
Inspector Signature

9/25/2019
Date

Kelsie Titus ICC# 9056308 Rick's Energy Solutions, Inc.
Inspector's Name (Please Print)

707-578-5380 X 113
Phone (if different than above)

KelsieT@rc-networks.biz



PJC & Associates, Inc.
Consulting Engineers & Geologists

August 29, 2019

Job No. 5143.01

Allan Henderson & Mike Gasparini
3289 Regional Parkway
Santa Rosa, CA 95403
mfg79@live.com

Subject: Final Report
Results of Geotechnical Observations
And Special Inspection & Testing Services
Paseo Vista Townhomes Subdivision: Building 9C, Lot 1-25
492 Palmilla Place
Santa Rosa, California
APN: 043-400-025
Permit No. BLD17-4952

References: Report titled, "Preliminary Geotechnical Investigation, Proposed Paseo Vista Townhomes Subdivision, 1960, 2000 & 2290 Dutton Avenue, APN's 125-501-007 & 015, Santa Rosa, California," prepared by PJC & Associates, Inc., dated September 27, 2012.

Structural Engineering Plans, Sheets SN1, S1 through S5, S1.1-B, S1.3-B, S3.1-A, S3.3-A, S4.1-B, S4.3-B, S4.1-BR, S4.3-BR, S5.1-B, S7.1-A, S7.3-A, S9.1-C, S14.1-A and S14.3-A, prepared by JDF Structural Engineering, dated July 14, 2015.

Dear Allan & Mike:

PJC & Associates, Inc. (PJC) is pleased to submit this final report presenting the results of our geotechnical observations and special inspection and testing services provided during construction of the townhome on Lot 1-25 of the Paseo Vista Subdivision located at 492 Palmilla Place in Santa Rosa, California. Our services were completed in accordance with our agreement for geotechnical and special inspection and testing services and your authorization to proceed with the work.

1. PROJECT DESCRIPTION

Phase 1 of the Paseo Vista Townhomes Subdivision consisted of constructing nine pre-manufactured structures, with multiple units in each structure. The structures consisted of two-story, wood frame construction with joist-supported raised wood floors and utilized a drilled concrete cast-in-place pier and grade beam foundation system. PJC performed

geotechnical observations and special inspection and testing services for the entirety of Phase 1 of the project. However, this report only pertains to lot 1-25 of the subdivision.

2. SCOPE OF SERVICES

PJC was intermittently on site between October 27, 2017 and February 5, 2019. The following scope of services was provided for the project:

- a. Observation of the drilled pier foundation excavations for the townhome.
- b. Special inspection of reinforcing steel used in the drilled pier and grade beam foundation.
- c. Observation of the placement of concrete to the drilled pier and grade beam foundation. Samples were cast. Compression test results are attached.
- d. Special inspection of the modular hardware connections according to Sheets S4.1-BR, S4.2-BR, S3, S4 and S5 of the project structural engineering plans.
- e. Preparation of this final report.


3. DISCUSSION

Based on the results of our geotechnical observations and special inspection and testing services, we judge that the work described above was constructed in general conformance with the approved geotechnical report, approved project plans and the minimal workmanship provisions of the 2016 edition of the California Building Code (CBC).

We trust that this is the information that you require at this time. If you have any questions concerning the content of this letter, please call.

Sincerely,

PJC & ASSOCIATES, INC.


Patrick J. Conway
Geotechnical Engineer
GE 2303, California

PJC/ab

cc: Rogan Seamans (rogansmkb@gmail.com)





PJC & Associates, Inc.
 Consulting Engineers & Geologists

COMPRESSION TEST REPORT

Report To:
 Allan Henderson & Mike Gasparini
 3289 Regional Parkway
 Santa Rosa, CA 95403
 mfg79@live.com

Project:
 Paseo Vista
 Buildings 9C
 Santa Rosa, CA

Job No. 5143.01

Specimen Type	Concrete
Location in Structure	Piers
Cast by PJC Inspector	KR
Mix Design #	RP055NR5W
Supplier	Wheeler Zamaroni
Design Strength PSI	2,500
Date Cast	10/31/2017
Date Received	11/2/2017
Slump, Inches (ASTM C143)	5.0
Air Content % (ASTM C231)	
Wet Unit Weight PCF (ASTM C138)	

Lab Specimen No.	1A	1B	1C	1D
Test Date	11/7/2017	11/28/2017	11/28/2017	11/28/2017
Age, Days	7	28	28	28
Average Measured Diameter Inches	4.00	4.00	4.00	4.00
Cross Sectional Area, Square Inches	12.56	12.56	12.56	12.56
Capping Method ASTM C617 or C1231	C1231	C1231	C1231	C1231
Type of Failure (C39, Figure 2)	2	5	5	5
Ultimate Max Load, Pounds	58,880	59,160	56,780	59,170
Compressive Strength PSI	4,688	4,710	4,521	4,711
Design Strength, Benchmark PSI	1,675	2,500	2,500	2,500
Pass/Fail Specifications	Pass	Pass	Pass	Pass

The above specimens were tested in accordance with ASTM C39, C94, C172, C143, C31, C617, C1231

Remarks:

Specimens not scheduled for testing within 42 days of cast date will be discarded. This report shall not be reproduced except in full & with PJC & Associates, Inc. approval.

PJC & Associates, Inc. warrants only the handling & test results produced after the material was taken into PJC's custody.

Date of report: 8/27/2019

Respectfully Submitted,
 PJC & ASSOCIATES, INC.

By:

Patrick J. Conway, P.E.
 Civil Engineer
 C 44507, CA



PJC & Associates, Inc.
 Consulting Engineers & Geologists

COMPRESSION TEST REPORT

Report To:
 Allan Henderson & Mike Gasparini
 3289 Regional Parkway
 Santa Rosa, CA 95403
 mfg79@live.com

Project:
 Paseo Vista
 Buildings 9C
 Santa Rosa, CA

Job No. 5143.01

Specimen Type	Concrete
Location in Structure	Grade Beams
Cast by PJC Inspector	KR
Mix Design #	B5534PM
Supplier	Northgate
Design Strength PSI	3,000
Date Cast	12/26/2017
Date Received	12/29/2017
Slump, Inches (ASTM C143)	4.5
Air Content % (ASTM C231)	
Wet Unit Weight PCF (ASTM C138)	

Lab Specimen No.	2A	2B	2C	2D
Test Date	1/2/2018	1/23/2018	1/23/2018	1/23/2018
Age, Days	7	28	28	28
Average Measured Diameter Inches	4.00	4.00	4.00	4.00
Cross Sectional Area, Square Inches	12.56	12.56	12.56	12.56
Capping Method ASTM C617 or C1231	C1231	C1231	C1231	C1231
Type of Failure (C39, Figure 2)	5	5	5	5
Ultimate Max Load, Pounds	33,990	60,240	57,730	58,120
Compressive Strength PSI	2,706	4,796	4,596	4,627
Design Strength, Benchmark PSI	2,010	3,000	3,000	3,000
Pass/Fail Specifications	Pass	Pass	Pass	Pass

The above specimens were tested in accordance with ASTM C39, C94, C172, C143, C31, C617, C1231

Remarks:

Specimens not scheduled for testing within 42 days of cast date will be discarded. This report shall not be reproduced except in full & with PJC & Associates, Inc. approval.

PJC & Associates, Inc. warrants only the handling & test results produced after the material was taken into PJC's custody.

Date of report: 8/27/2019

Respectfully Submitted,
 PJC & ASSOCIATES, INC.

By:

Patrick J. Conway, P.E.

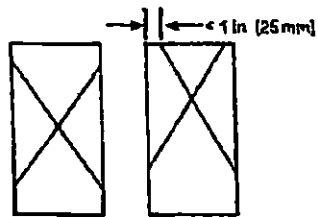
Civil Engineer

C 44507, CA

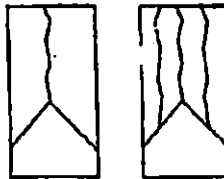


PJC & Associates, Inc.
Consulting Engineers & Geologists

SUPPLEMENT TO COMPRESSION TEST REPORT: C39, Fig. 2



Type 1
Reasonably well formed
cones on both ends, less
than 1 in. (25 mm) of
cracking through caps



Type 2
Well formed cone on one
end, vertical cracks running
through caps, no well-
defined cone on other end



Type 3
Columnar vertical cracking
through both ends, no well-
formed cones



Type 4
Diagonal fracture with no
cracking through ends;
tap with hammer to
distinguish from Type 1



Type 5
Side fractures at top or
bottom (occur commonly
with unbonded caps)



Type 6
Similar to Type 5 but end
of cylinder is pointed

FIG. 2 Schematic of Typical Fracture Patterns