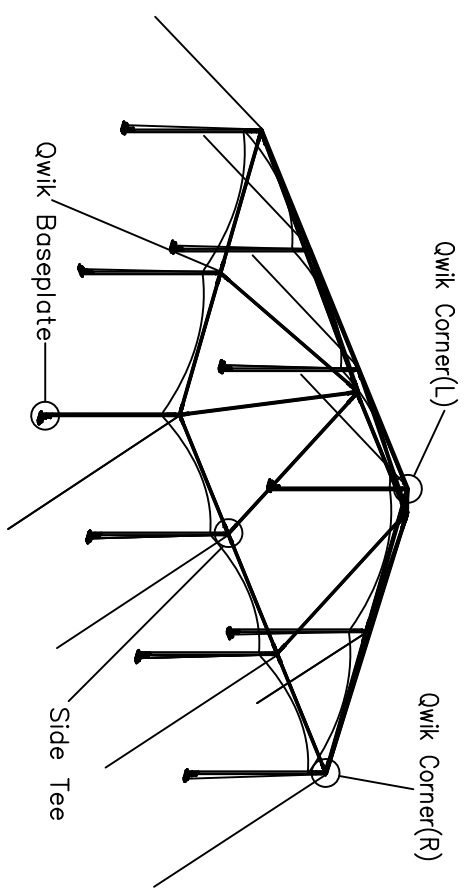
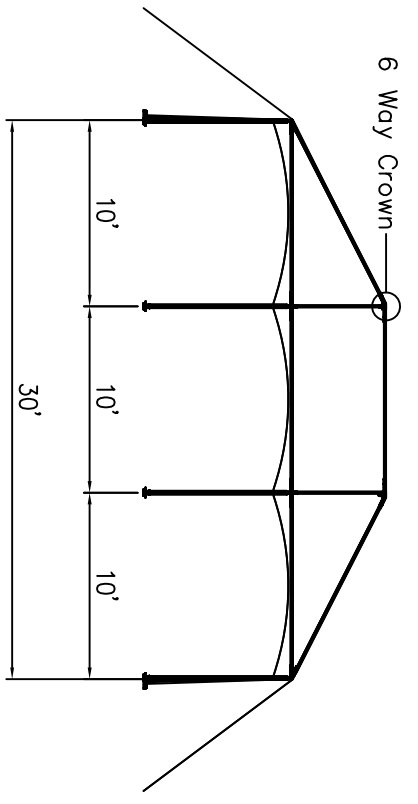


ISOMETRIC VIEW

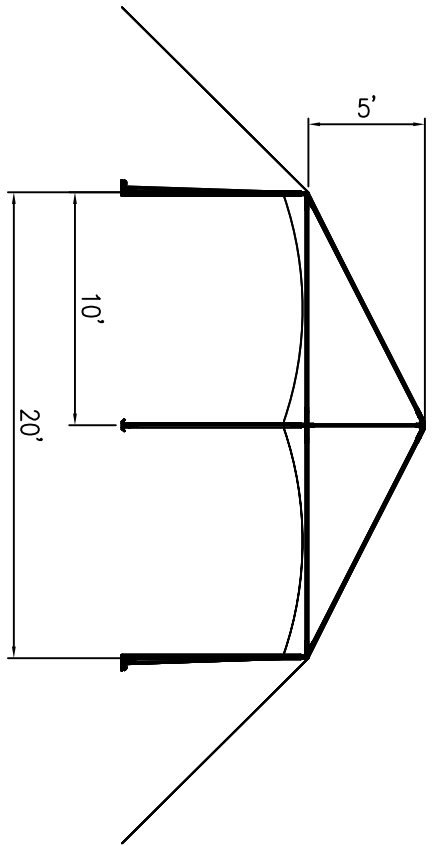


SIDE VIEW

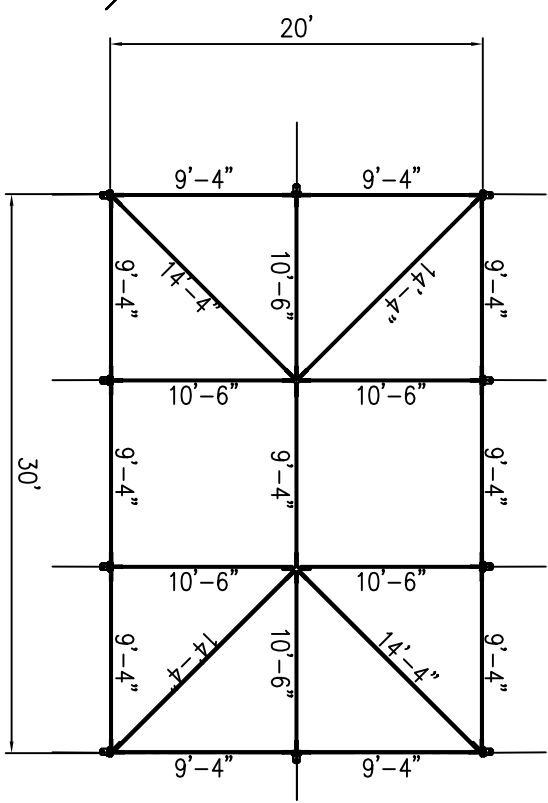


20' x 30' QWIK FRAME TENT

END VIEW



PLAN VIEW



K:\cad files\Products\Framed Tent\Standard Qwik Frame\Diagram\20x30 Qwik.dwg 7/28/2016 11:27:56 AM pdf6cad.dwg

CONFIDENTIAL

ENGINEER: N/A
DATE: 7/28/2016
PAGE: 1 OF 1
DRAWN: HUGO.R

REV.	DESCRIPTION	BY	DATE

QWIK FRAME

FRAME TENT/STANDARD
20'W X 30'L

PART NUMBER: ZXXXXXXX

DESIGN & PRODUCTION
2665 COLUMBIA ST. TORRANCE, CA. 90503
(800) 228-3687 - FAX (310) 381-0722

ALL DATA AND INFORMATION CONTAINED IN OR DISCLOSED BY THIS DOCUMENT IS CONFIDENTIAL AND PROPRIETARY INFORMATION OF AZTEC TENTS AND ALL RIGHTS THEREIN ARE EXPRESSLY RESERVED. BY ACCEPTING THIS MATERIAL THE RECIPIENT AGREES THAT THIS MATERIAL AND INFORMATION CONTAINED THEREIN IS HELD IN CONFIDENCE AND IN TRUST AND WILL NOT BE COPIED, REPRODUCED WHOLE OR IN PART, NOR ITS CONTENTS REVEALED IN ANY MANNER TO OTHERS, EXCEPT TO MEET THE SPECIFIC PURPOSE FOR WHICH IT WAS DELIVERED.